

## DISAB Vacloader

# CENTURION LN20 with high-tip function

A truck mounted unit that can transport bulk materials and liquids by vacuum or overpressure through a hose system with a diam up to 200 mm. The vacuum loader is designed and adapted for mounting onto a four-axle truck chassis with two front axles.

The unit is equipped with a separate diesel engine, offering the possibility to utilize local fuel taxation regulations. It also makes the machine's operation independently of the truck.

To achieve optimal flexibility when emptying, the tank is positioned in a special cradle for the rear part of the tank with a tipping axle and raised 1000 mm when tipping. This provides the unit with a variable high-tip. To stabilize the unit when tipping at the high-tip position, hydraulic support legs are mounted on the unit.

The material tank and filter compartment are combined and the dust from the filter compartment is emptied through a hatch in the partition wall in the tank at the same time as the tank is tilted.

Collected material is discharged by tipping the tank or pneumatically through a hose.




### Technical data

#### Diesel engine

A six cylinder turbocharged diesel engine complying with the EU Stage IV / EPA Tier 4f emission requirements.


Make	Volvo D8 TAD873VE
Cylinder volume	7.7 l
Power	235 kW/320 hp
Max engine speed	2200 rpm/min
Injection	SCR technology and a cooled EGR
Charging system	24 VDC
Engine cooler	Water to air
Air charging cooler	Air to air



<b>Vacuum pump</b>	Kaeser Omega 83 PV
Max.vacuum	-950 mbar
Max overpressure	+1100 mbar
Air volume, unloaded	8100 m <sup>3</sup> /h
Air volume (-500mbar)	7100 m <sup>3</sup> /h
Operating speed	1100 - 2650 rpm
Max power required	220 kW



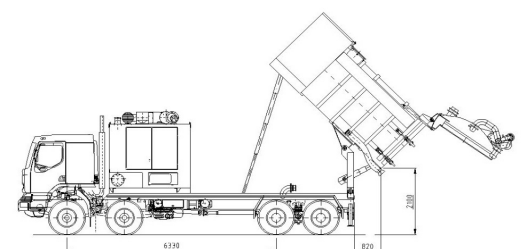
<b>Main filter system</b>	2x35 galvanized cages with filter socks in needled polyester -glazed surface. Filter area 26 m <sup>2</sup>
Safety filter system	3 filter cartridges - 33 m <sup>2</sup> located in the machine house



<b>Tank</b>	Gross volume 12000 litres
Tailgate	Hydraulically operated and locked
Tipping system	Hydraulic front cylinder, double acting system
Level guards	Wet resp dry level guards

#### Data high tip \*) dependent on chassie model

Normal tip angle	50°
Angle at high tip	45°
Overhang	820 mm*)
High tip	2100 mm*)



Technical changes without notice